

Additional Antibody Analysis

Research Use Only

Disclaimer

These following results are based on tests that are intended for research and investigational use only. They have not been approved for use in diagnosis or as an aid in disease diagnosis. Any result indicating exposure is not valid unless confirmed by an FDA approved test and reviewed by a physician.

Infectious Diseases

Below are results for tests that measure antibodies against 5 vector-borne diseases (infections caused by the bite of an infected arthropod such as a mosquito or tick):

- Lyme Disease, a tick-borne disease
- Ehrlichiosis, a tick-borne disease
- Anaplasmosis, a tick-borne disease
- Babesiosis, a tick-borne disease
- Chagas Disease

The total antibody levels (or score) detected by our test can fall within 3 ranges:

- 1) Not Exposed, which suggests you have not been recently exposed to this organism
- 2) Indeterminate Result, which indicates that our test cannot differentiate whether you have or have not been exposed to this organism
- 3) Exposed, which suggests you may have been exposed to the organism in the past

Each of these categories are shown as the following colors in the graphs below. Your personal antibody score is shown as the blue dot and line.

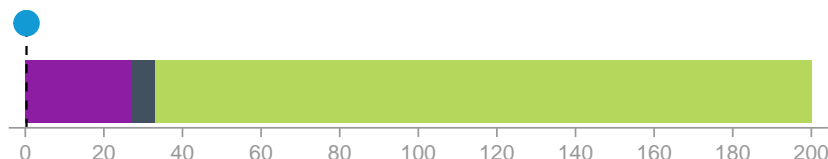
 Not Exposed  Indeterminate Result  Exposed  Your Result

Lyme Disease

Lyme disease, caused by the bacterium *Borrelia burgdorferi*, is transmitted by blacklegged ticks.

Your total antibody score for *Borrelia burgdorferi* is **0**, which falls within the Not Exposed range.

This indicates you were unlikely to have been recently exposed to *Borrelia burgdorferi*.

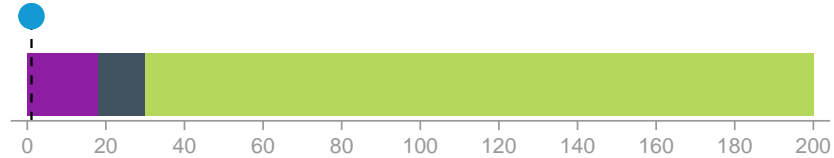


Ehrlichiosis

Ehrlichiosis is a tick-borne infection caused by the bacterium *Ehrlichia chaffeensis* and transmitted by the lone star tick.

Your total antibody score for *Ehrlichia chaffeensis* is **1**, which falls within the Not Exposed range.

This indicates you were unlikely to have been recently exposed to *Ehrlichia chaffeensis*.

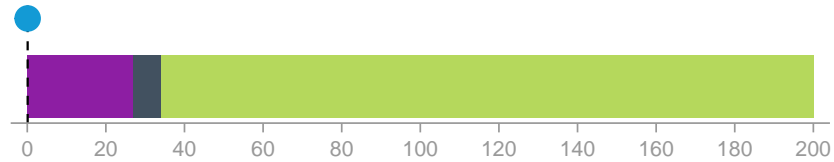


Anaplasmosis

Anaplasmosis is a tick-borne infection caused by the bacterium *Anaplasma phagocytophilum*. It is transmitted by *Ixodes scapularis* ticks, primarily in the Northeast and Upper Midwest. It can present as a co-infection with Lyme disease and Babesiosis.

Your total antibody score for *Anaplasma chaffeensis* is **0**, which falls within the Not Exposed range.

This indicates you were unlikely to have been recently exposed to *Anaplasma chaffeensis*.

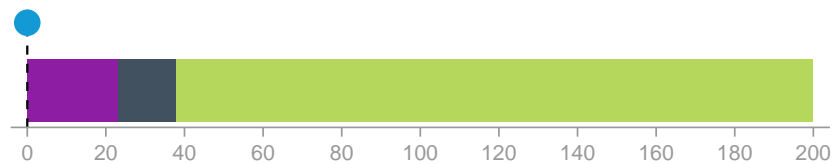


Babesiosis

Babesiosis is a tick-borne infection caused by the parasite *Babesia microti*. It is transmitted by *Ixodes scapularis* ticks, primarily in the Northeast and Upper Midwest. It can present as a co-infection with Lyme disease and Anaplasmosis. A result in the exposed range may indicate an exposure to the parasite.

Your total antibody score for *Babesia microti* is **0**, which falls within the Not Exposed range.

This indicates you were unlikely to have been recently exposed to *Babesia microti*.

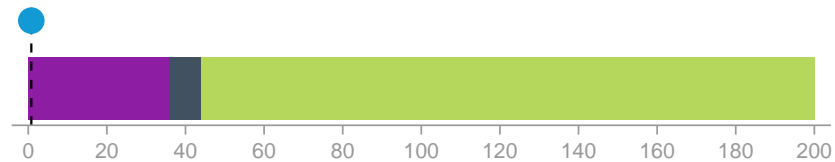


Chagas Disease

Chagas disease, caused by the parasite *Trypanosoma cruzi*, is found mainly in areas of Latin America.

Your total antibody score for *Trypanosoma cruzi* is **1**, which falls within the Not Exposed range.

This indicates you were unlikely to have been previously exposed to *Trypanosoma cruzi*.



Autoimmune Markers

Celiac Disease

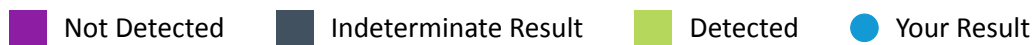
Gliadin is one of the main proteins in gluten. Antibodies against deamidated gliadin are found at elevated levels in people with Celiac disease. Deamidated gliadin antibodies by themselves are not used to diagnose Celiac disease and may be present in people without the disease.

Below is the result for a test that measures antibodies to deamidated gliadin.

The total antibody levels (or score) detected by our test can fall within 3 ranges:

- 1) Not Detected
- 2) Indeterminate Result, which indicates that our test cannot differentiate whether you have or do not have antibodies against deamidated
- 3) Detected

Each of these categories are shown as the following colors in the graphs below. Your personal antibody score is shown as the blue dot and line.



Your total antibody score for deamidated gliadin is **0**, which falls within the Not Detected range.

This indicates you were unlikely to have antibodies to deamidated gliadin, a marker found in people with Celiac disease.

